


English

Quarter 4 – Module 4.1: Using Personal Pronouns



English – Grade 2
Alternative Delivery Mode
Quarter 1 – Module 2: Use of Personal Pronouns
First Edition, 2020

Republic Act 8293, section 176 states that: No copyright shall subsist in any work of the Government of the Philippines. However, prior approval of the government agency or office wherein the work is created shall be necessary for exploitation of such work for profit. Such agency or office may, among other things, impose as a condition the payment of royalties.

Borrowed materials (i.e., songs, stories, poems, pictures, photos, brand names, trademarks, etc.) included in this module are owned by their respective copyright holders. Every effort has been exerted to locate and seek permission to use these materials from their respective copyright owners. The publisher and authors do not represent nor claim ownership over them.

Published by the Department of Education
Secretary: Leonor Magtolis Briones
Undersecretary: Diosdado M. San Antonio

Development Team of the Module

Writer: Annaliza Galang

Editor: Rodel D. Lintag

Reviewers: Nancy Tolentino
Liezl D. De Jesus

Illustrator: Jane Racquel P. Tarriela

Layout Artist: Liezl D. De Jesus

Management Team: Nicolas T. Capulong PhD, CESO V
Librada M. Rubio PhD
Ma. Editha R. Caparas EdD
Nestor P. Nuesca EdD
Ramil G. Ilustre PhD
Rodel D. Lintag
Liezl D. De Jesus

Printed in the Philippines by Department of Education – Region III

Office Address: Matalino, St. Diosdado Macapagal Government Center,
Maimpis, City of San Fernando (P)
Telefax: (045) 598-8580 to 89; (045) 402-7003 to 05
E-mail Address: region3@deped.gov.ph

English

Quarter 4 – Module 4.1:
Using Personal Pronouns

Introductory Message

For the facilitator:

Welcome to the English 2 Alternative Delivery Mode (ADM) Module on Use of Personal Pronouns!

This module was collaboratively designed, developed and reviewed by educators both from public and private institutions to assist you, the teacher or facilitator in helping the learners meet the standards set by the K to 12 Curriculum while overcoming their personal, social, and economic constraints in schooling.

This learning resource hopes to engage the learners into guided and independent learning activities at their own pace and time. Furthermore, this also aims to help learners acquire the needed 21st century skills while taking into consideration their needs and circumstances.

In addition to the material in the main text, you will also see this box in the body of the module:



Notes to the Teacher

This contains helpful tips or strategies that will help you in guiding the learners.








As a facilitator, you are expected to orient the learners on how to use this module. You also need to keep track of the learners' progress while allowing them to manage their own learning. Furthermore, you are expected to encourage and assist the learners as they do the tasks included in the module.





For the learner:

Welcome to the English 2 Alternative Delivery Mode (ADM) Module on Use of Personal Pronouns!

This module was designed to provide you with fun and meaningful opportunities for guided and independent learning at your own pace and time. You will be enabled to process the contents of the learning resource while being an active learner.

This module has the following parts and corresponding icons:

 <i>What I Need to Know</i>	This will give you an idea of the skills or competencies you are expected to learn in the module.
 <i>What I Know</i>	This part includes an activity that aims to check what you already know about the lesson to take. If you get all the answers correct (100%), you may decide to skip this module.
 <i>What's In</i>	This is a brief drill or review to help you link the current lesson with the previous one.
 <i>What's New</i>	In this portion, the new lesson will be introduced to you in various ways such as a story, a song, a poem, a problem opener, an activity or a situation.
 <i>What is It</i>	This section provides a brief discussion of the lesson. This aims to help you discover and understand new concepts and skills.
 <i>What's More</i>	This comprises activities for independent practice to solidify your understanding and skills of the topic. You may check the answers to the exercises using the Answer Key at the end of the module.
 <i>What I Have Learned</i>	This includes questions or blank sentence/paragraph to be filled in to process what you learned from the lesson.

 <i>What I Can Do</i>	This section provides an activity which will help you transfer your new knowledge or skill into real life situations or concerns.
 <i>Assessment</i>	This is a task which aims to evaluate your level of mastery in achieving the learning competency.
 <i>Additional Activities</i>	In this portion, another activity will be given to you to enrich your knowledge or skill of the lesson learned.
 <i>Answer Key</i>	This contains answers to all activities in the module.

At the end of this module you will also find:

References

This is a list of all sources used in developing this module.

The following are some reminders in using this module:

1. Use the module with care. Do not put unnecessary mark/s on any part of the module. Use a separate sheet of paper in answering the exercises.
2. Don't forget to answer *What I Know* before moving on to the other activities included in the module.
3. Read the instruction carefully before doing each task.
4. Observe honesty and integrity in doing the tasks and checking your answers.
5. Finish the task at hand before proceeding to the next.
6. Return this module to your teacher/facilitator once you are through with it.

If you encounter any difficulty in answering the tasks in this module, do not hesitate to consult your teacher or facilitator. Always bear in mind that you are not alone.

We hope that through this material, you will experience meaningful learning and gain deep understanding of the relevant competencies. You can do it!



What I Need to Know

This module provides you with activities that will help you learn about the use of personal pronouns. Activities in this module will also teach you the proper way of using them in your day to day life.

At the end of this module, you are expected to:

1. identify personal pronouns (e.g. I, you, he, she, it, we, they) in dialogues; and
2. use personal pronouns in simple sentences.



What I Know

Look at the picture.

What do you see in the picture?

What is it all about?



Lesson 1

Use of Personal Pronouns

Personal pronouns are words that are used in place of nouns. The words *I, you, we, she, he, they* and *it* are used as substitutes to nouns and other pronouns. They are used to avoid repetition of names in sentence, dialogues and stories.

In this lesson, you will learn to use personal pronouns in dialogues.



What's In

In your previous lessons, you learned that *nouns* are *naming words*. These words are used to name *persons, places, animals, things* and *events*.

Read the dialogue below and remember the nouns used.

New Friends

by Annaliza Galang

Anna: Hello! I am Anna Lee, Are you our new classmate?

Sarah: Hi, Anna. Yes, I am! My family and I just moved in last week. We live on Kalayaan Street. My name is Sarah Gonzaga. Do you live nearby?

Anna: Yes, I just live next door. How old are you, Sarah?

Sarah: I am eight years old. How about you?

Anna: Oh! We are of the same age, I'm also eight years old. By the way Sarah, I want you to

	meet my younger brother, <u>Troy</u> . He likes to go to the playground near a school.
Troy:	Hi, Sarah. I am Troy <u>Alexis Lee</u> , Anna's younger brother.
Sarah:	Hi Troy, nice to meet you. I also want you to meet my younger brother <u>Johnny</u> . He also likes to go to the playground.
Johnny:	Hi Anna and Troy, would you like to come in and play with us?
Anna:	No, thank you, but we would like to invite you to come to the playground some other time, so we can play. You can also meet our <u>friends</u> . I am sure, they will like you.
Sarah:	That is a good idea. We will be there!
Johnny:	See you there! I can't wait to play with you Troy, my new friend.
Troy:	Me too, Johnny, I'm so excited!
Anna:	See you! Bye.

Answer these questions orally.

1. What is the title of the dialogue?
2. What are the nouns used in the text?
3. Which are some of the words used in place of the nouns? What do you think are these words called?

Very Good! You were able to answer the questions.



What's New

In the previous dialogue, you were able to identify nouns. Likewise, you were also able to read important words that were used in place of the underlined nouns. These words are called *personal pronouns*.

In the dialogue, the pronouns **I, you, we, he, she, they** and **it** were used in place of the underlined nouns.
What are personal pronouns?

- **Personal pronouns** are words that are used in place of nouns.
- The words **I, you, we, she, he, they,** and **it** are personal pronouns.
- They are used as substitute for nouns or other pronouns.
- They are used to avoid repetition of nouns in sentences.

Example:

Aiza is my sister.

(She) is my sister.

Selena told him that Gervy was his best friend.

(She) told him that **(he)** was his best friend.

The **balloon** is color pink.

(It) is color pink.

The **children** were playing in the park.

(They) were playing in the park.

The **underlined** words in the first set of sentences are **nouns**. The **encircled** words in the second set of sentences are **personal pronouns**. They were used in place of the underlined nouns.

Personal Pronoun Used in a Dialogue

Observe the personal pronouns in the dialogue.


Hi Elsa, Are you a Filipino?



Hi Sibal, Yes, I am. How about




I am a Filipino. My parents are both Filipinos.



Oh! We are both Filipinos.



Yes! As Filipinos, what shall we do?



You and I are Filipinos. We have a duty to our country.





What is It

Remember this!

- A **personal pronoun** is a short word we use as a simple substitute for common and proper nouns.
- **I, you, we, he, she, they** and **it** are *personal pronouns*.
- You have learned what personal pronouns are.
- They are used in place of nouns to avoid the repetitious use of the same nouns.

Try to answer this activity orally.

Direction: Choose the correct pronoun from the box to complete each sentence. Write your answers on a sheet of paper.

I	She	He	It	They
----------	------------	-----------	-----------	-------------




1. This is Troy. _____ is my younger brother.



2. My name is Anna. ____ am seven years old.




3. This is my pet dog. _____ loves bones.




4. These are Amanda, CJ, MJ, Kim, Jacky, and Nixie. _____ go to the same school together.

Do you know now how to use personal pronouns in a sentence and in a dialogue? Let's move on.



What's More


A. Write the pronouns **I, She, He, They, You, We,** and **It** on the blanks. Do the activity on a separate sheet of paper.



1. **Gavin and Calvin** are brothers.
_____ are twins.




2. **Andrei** is a varsity player.
_____ is an athlete.



3. **Tom and I** are friends.
_____ like to play basketball.



4. My brother gave me a **teddy bear**.
_____ is color brown.



5. My **mother and father** are very kind.
_____ love me very much.

B. Direction: Choose the correct personal pronoun for each underlined noun. Write your answers on a separate sheet of paper.

1.	Alice has a red <u>pen</u> . (It, We) is color red.
2.	I love my <u>brother</u> . (He, She) is kind to me.
3.	<u>Sam and I</u> are neighbors. (We, She) are very good friend.
4.	I have a kind <u>sister</u> . (She, He) is ten years old.
5.	<u>Patricia and Luis</u> love to sing. (They, She) are good singers.

C. Direction: Copy the sentences and underline the personal pronoun in the second sentence. Do the activity on a separate sheet of paper.

1. My mother sometimes helps me with my homework.
She is a teacher.
2. John and Jessy are playing with the kittens. They really love their pets.
3. My teacher gave me an apple. She is very kind.
4. Hurry up, my friends! We are waiting for you.
5. Linda lives in our village. She knows my parents well.

D. Direction: Choose the letter of the correct pronoun for each underlined noun. Write your answer on a separate sheet of paper.

1. Alicia puts the books on the table.
A. He B. She C. They D. We
2. The children are making a giant lantern.
A. I B. Me C. They D. We
3. Teacher Anna put the chalk on the chair.
A. I B. It C. She D. They
4. Leo has two cats.
A. He B. I C. Me D. We
5. Nadine and I sing beautifully.
A. He B. She C. They D. We

E. Read the story and answer the questions that follow.

My Best Friends
by Annaliza Galang

My name is Ann. My real name is Ann Kira S. Tan. I am seven years old. I have two best friends. Their names are Aljon and Xandra. Aljon is nine years old. He is like a brother to me. He is a good singer and painter. He loves to drink milk and eat fruits. His favorite fruit is star apple.

Xandra is my best friend too. She is a good dancer and actress. She loves to eat vegetables and drink fruit juices. Xandra is seven years old, just like me. We love to play together after school. We all go to the same school. Our school is beside a playground. After school, we often play in the playground. Our favorite game is touching ball.

Direction: Write the letter of the correct answer on a sheet of paper.

1. Who are Ann's best friends?
a. Bianca and Aljon c. Xandra and Ann
b. Aljon and Xandra d. Michael and Cassandra
2. What is the children's favorite game?
a. Arnis c. Taekwondo
b. Jackstone d. Touching Ball
3. What is the personal pronoun used in this sentence?
" *We love to play together after school.* "
a. after b. play c. they d. we
4. What personal pronoun could be used to replace the underlined word in this sentence?
" *Aljon is nine years old.* "
a. He b. I c. She d. they
5. Choose the correct personal pronoun to complete the sentence below.
Aljon, Bianca and I are best friends. _____ go to the same school.
a. I b. He c. They d. We

F. Direction: Complete the following sentences with the correct personal pronouns. Write your answer on a separate sheet of paper or in your notebook.

1. Jennica loves to eat. _____ loves to eat vegetables.
2. Justine will sing with Selena. _____ loves to sing with her.
3. My mother and I are cooking. _____ are cooking our meals in the kitchen.
4. The boys are playing basketball. _____ are having fun.
5. Mariel has a beautiful voice. _____ is good in singing.

G. Direction: Read the following sentences from the story. Put a check (✓) on the space if a personal pronoun is used in the sentence and cross (X) if none was used.

Write your answers on a separate sheet of paper or in your notebook.

- _____ 1. I am seven years old.
- _____ 2. We love to play together.
- _____ 3. Carla is my best friend.
- _____ 4. After school, we often play at the playground.
- _____ 5. This is Alexa May.

H. Direction: Choose the correct personal pronoun from the box. Change the underlined word with a pronoun and write the whole sentence on the blank. Do the activity on a separate sheet of paper.

He	She	It	We	They
----	-----	----	----	------

Ex. My brother plays with me.
He likes to play chess with me.

- 1. My dad likes to go swimming.

- 2. Mom and I are eating some fruits.

- 3. My sister, Avah, wants to play with my dog.

- 4. The children are noisy.

- 5. Karla is my friend.



What I Have Learned

Personal pronouns are words that are used in place of nouns. The words **I, you, we, she, he, they** and **it** are used in place of nouns or other pronouns. They make the use of nouns less repetitious.

- Why is it important to learn about the use of personal pronouns?
- ✓ *It is important to learn how to use personal pronouns so that we would make correct sentences.*



What I Can Do

Direction: Pick a storybook of your own choice. Copy five sentences with personal pronouns. Do this activity on a separate sheet of paper.

Note: You can also make your own sentences.

1.
2.
3.
4.
5.



Assessment

Direction: Complete the dialogue with the personal pronouns from the word list. (I, You, We, She, He, They, It)

1.) Hi! ____ am Khia
and I am here
to introduce



2.) This is Kervy.
____ is my little
brother. He is one



3.) This is Mother. ____
works in an office.




This is Father. ____
works in a hotel.



These are my
grandparents. ____
us every weekend.



This is my family.
____ Love and
respect each other.











Additional Activities

A. Direction: Choose the correct personal pronoun from the list inside the box. Write your answers on a separate sheet of paper or in your notebook.

he she they it we

		
1. a policeman	2. the girl(spoken to)	3. a book
_____	_____	_____

		
4. family and I	5. kids	6. a teacher
_____	_____	_____

B. Direction: Replace the nouns with the correct personal pronouns. Write your answer on a sheet of paper.

Example: My mother is lovely. She is lovely.

1. The <u>book</u> is on the table.	_____ is on the table.
2. The <u>rose</u> is white.	_____ is white.
3. My <u>daddy</u> is tall.	_____ is tall.
4. <u>Patchy</u> is my pet dog.	_____ is my pet dog.
5. Our <u>house</u> is big.	_____ is big.
6. The <u>players</u> are ready to play.	_____ are ready to play.
7. My <u>pupils</u> are rich.	_____ are rich.
8. My <u>mother</u> and <u>I</u> went to market yesterday.	_____ went to market yesterday.
9. <u>Mia, Zia</u> and <u>Kc</u> love to play badminton.	_____ love to play badminton.
10. <u>Anika</u> is beautiful.	_____ is beautiful.

C. Direction: Use each personal pronoun in a sentence.
Do this activity on a separate sheet of paper.

1. It - _____.
2. We - _____.
3. She - _____.
4. They - _____.
5. He - _____.



Answer Key

What I Know

1. a group of people
2. a girl
3. a boy
4. personal pronouns

What Is It

1. He
2. I
3. It
4. They

What's More

A.

1. They
2. He
3. We
4. It
5. They

B.

6. It
7. He
8. We
9. She
10. They

C.

1. She
2. They
3. She
4. We
5. She

D.

1. B (She)
2. C (They)
3. C (She)
4. A (He)
5. D (We)

E.

1. B
2. D
3. D
4. A
5. D

F.

1. She
2. They
3. We
4. They
5. She

G.

1. ✓
2. ✓
3. X
4. ✓
5. X

H.

1. He
2. We
3. She
4. They
5. She

C.

Answers vary.

What I Can Do

Answers vary.

Assessment

A. 1. I

2. He
3. She
4. He
5. They
6. We

Additional Activities

A. 1. he

2. she
3. it
4. they
5. they
6. she

B.

1. It
2. It
3. He
4. It
5. It
6. They
7. They
8. We
9. They
10. She

References

Arunah Gangadeen, Helina Dokhee, Stephen Ducasse, Melanie Annea 2017, Let's Learn English. Mauritius Institute of Education

Department of Education "K To 12 Most Essential Learning Competencies With Corresponding CG Codes". Pasig City: Department of Education Central Office, 2020

English Encounters: Beyond Grammar 2 "K to 12 Rex Book Store, Maria Criselda A. Tanjuico, Author. Ma. Liza G. Garcia Coordinator

Hipolito, Myrna, Magdalena Rosopa, Porfiria Santos, Marimel Jane Polita, Eliza Cerveza, Rose Ann Pamintuan, Nerissa Lomeda, and Amcy Esteban. 2013. English 2 Learner's Material. 1st ed. Philippines: Department of Education

"K To 12 Curriculum Guide in English". 2016. Deped.Gov.Ph.
<https://www.deped.gov.ph/wp-content/uploads/2019/01/English-CG.pdf>.-

For inquiries or feedback, please write or call:

Department of Education-Bureau of Learning Resources (DepEd-BLR)

Ground Floor, Bonifacio Bldg., DepEd Complex
Meralco Avenue, Pasig City, Philippines 1600

Telefax: (632) 8634-1072; 8634-1054; 8631-4985

Email Address: blr.lrqad@deped.gov.ph * blr.lrpd@deped.gov.ph